



Laminate Top and Black LockEdge

Combination Desk



Features

Seat:

- One-piece, injection-molded, static-free polypropylene shell with a double contoured seat
- Waterfall edge promotes good circulation and relieves pressure points
- Shell is reinforced with ribs that allows greater flexibility and upper back while still supporting the lower back
- Tapered opening in the back eliminates pressure and provides lower back comfort
- Chair with 18.5" seat height features an extra-wide shell that provides 30% more seat surface

Frame:

- 1 1/8" 16-gauge tubular steel legs, work surface support and connecting tube between the legs
- Seat supports are 16-gauge and punched for concealed seat rivets
- Internal gripping swivel nylon glides have a raised radius inner dome to ensure alignment. Glides have no cuff or collar to eliminate dirt build up

- Available in nickel-plated chrome or black powdercoat finishes for long lasting durability

- Optional field installed wire book basket available

Work Surface:


- Available sizes 18" X 24" and 20" X 26" in three options
- Laminate Top features a 9/16" thick MDF core with a high-pressure laminate surface and phenolic backer sheet to minimize warping. Edges are sealed with polyurethane and include a 1/2" eased edge on the student side for added comfort and style
- Laminate Top is also available with Black polyurethane LockEdge that offers easier cleaning and added durability
- Hard Plastic Top is formed from 5/8" thick high-impact hard plastic that has been molded into a homogeneous unit by heat and pressure

Specifications

Model	Seat Height	Chair Height	Seat Width	Seat Depth	Frame Width	Frame Depth	Work Surface Height	Top
17.5" 4-Leg Combination Desk	17.5"	31"	16"	15.5"	24"	35"	28.5"	18" x 24" and 20" x 26" Laminate or Hard Plastic
18.5"A+ 4-Leg Combination Desk	18.5"	33"	17"	17"	24"	35"	29.5"	18" x 24" and 20" x 26" Laminate or Hard Plastic



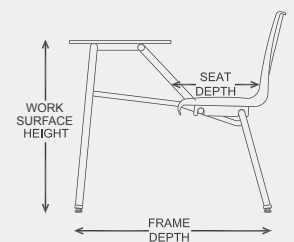
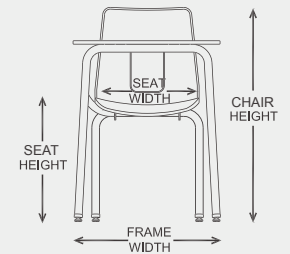
Features



Extra-Durable LockEdge Coating is Sprayed On Creating a Permanent Seal That is Impervious to Bacteria and Moisture




Field installed wire book basket



Hard Plastic Top Colors



Laminate Top Colors



Seat Colors



Frame Colors

