



1100 Series Four Leg Chair with Casters



Features

Seat:

- Ergonomically designed, one-piece, injection-molded, polypropylene shell with leather grain surface
- Waterfall edge promotes good circulation and relieves pressure points
- Design promotes correct seating posture. V-Back in chair provides ventilation for hips and spinal relief.
- Chair with 18" A+ seat height features an extra-wide shell that provides 20% more seat surface

Frame:

- Legs are 1 1/8", 18-gauge tubular steel
- Brackets are constructed of 13-gauge formed steel
- Nickel-plated chrome or black powdercoat finishes assure long-lasting durability
- Seat is attached to the frame on the underside of the seat with six concealed steel rivets. No exposed hardware on the surface to prevent tearing or snagging of clothes
- Chairs stack 10 to 12 high without leaning or shifting
- Comes standard with 2" diameter hooded, swivel casters with rubber wheels
- Optional seat and back pads are available


Specifications

Model	Shell Size	Seat Height	Chair Height	Seat Width	Seat Depth	Frame Width	Frame Depth
18" A+ 4-Leg Caster Chair	Extra Wide	18"	32.5"	15.5"	14.5"	20"	21.5"
18" 4-Leg Caster Chair	Standard	18"	31"	14"	14.5"	20"	21.5"


Seat Colors



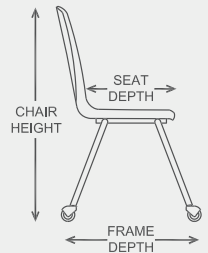
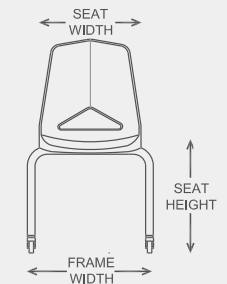
Padded Seat



Frame Colors



Environments that Inspire Learning



Visit us at www.schoolspecialty.com or call 1-888-388-3224

