

# Classroom Select® Heavy-Duty Teachers Desk

Optional Center Drawer and Slide Out Shelf



Shown with Optional Casters



Teach, sit, and organize all your supplies with the Classroom Select® Heavy-Duty Teacher's Desk. Designed with all-welded construction and full extension drawer slides, these desks offer unique features to give you optimal functionality in the classroom. Choose from desks with double pedestals, a single pedestal, shelves, or optional casters for maximum mobility & flexibility.



## FEATURES

### TOPS:

- Tops are constructed of a 1 1/4" MDF core with high pressure laminate surface that is resistant to marks, burns, stains, oils and most solvents. Top is balanced with a phenolic backer sheet to minimize warping
- Edges are finished with a 3mm PVC edge to protect work surface

### FRAME:

- Standard Double Pedestal desk comes with File/File on Left and Box/Box/File on right. Standard Single Pedestal desk comes with Box/Box/File on right
- Modesty panel included
- Create a mobile desk with optional caster set, sold separately

### DRAWERS

- File drawers have full height drawer sides to accommodate hanging files
- Drawer slides have a rating of 125 lbs per pair and are bright zinc plated
- When drawer is fully extended the drawer is 100% accessible
- Pulls are an integral part of the drawer with no protrusion from the front
- All units are equipped with locks. One lock will engage all drawers in that pedestal
- Locks are master keyed and can be changed in the field without special tools
- Optional slide out shelf is available on either side of the desk
- Optional center drawer is also available

## SPECIFICATIONS

### CONSTRUCTION

- Desk is of an all welded construction and requires no field assembly
- Frame is a one piece wrapper formed from 22-gauge steel with no exterior seams
- Top and bottom frame channels are constructed of 16-gauge steel
- Desk is degreased and treated with a phosphate bath prior to application of powdercoat finish desk is then heat treated to a maximum hardness
- All drawers are one piece welded construction with a 22-gauge body and an 18-gauge front

## MODELS

MODEL	ITEM #	DIMENSIONS (W X D X H (IN))
Double Pedestal	1386583	60 x 24 x 29
Double Pedestal	1386584	72 x 24 x 29
Double Pedestal	1386585	60 x 30 x 29
Double Pedestal	1386586	72 x 30 X 29
Single Pedestal Left/Right	1487502	48 x 30 x 29
Center Drawer	1474936	21 x 16 X 2
Slide Out Shelf	1474937	12 x 13 x 1
8 Casters with Side Brakes	1492395	2 x 2 x 2



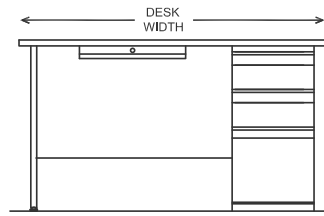
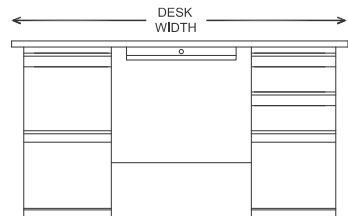
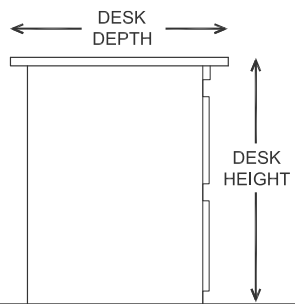
Single Pedestal Desk on one side and box/file on the other




Optional Casters Sold Separately



Optional Center Drawer and Slide Out Shelf Sold Separately



### TOP COLORS



### FRAME COLORS



PRODUCT CERTIFIED FOR LOW CHEMICAL EMISSIONS:  
UL.COM/GG  
UL 2818