

Classroom Select® Contemporary Combination Desk

Laminate Top with Painted Edge
and Chrome Frame



Laminate Top with Black LockEdge®



Hard Plastic Top with Black Frame



A one-and-done classroom seating and workspace solution, the Classroom Select® Contemporary Combination Desk is perfectly proportioned for ergonomic comfort and learning ease in today's contemporary Grade 5 and older classrooms. Easy to clean and easy to carry or reposition into rows or collaborative work areas with an integrated handle at the upper back, the attached chair is made of one-piece injection-molded polypropylene shell and features a flexing back, lumbar support, and a waterfall seat edge to keep the body properly aligned and comfortable for short or long durations of sitting alike. The desktop comes in assorted material and color options, and the entire unit is held up by durable tubular steel frame legs that hold up to year after year of daily class use.

Visit ClassroomSelect.com for complete warranty details.



FEATURES

- Ergonomically designed, one-piece, injection-molded, polypropylene shell with even color and subtle texture
- Shell and tubular steel frame are ergonomically designed to offer upper back and lumbar support
- 15 contoured ribs provide greater flexibility at the upper back while supporting the lower back
- Waterfall seat edge reduces pressure points and promotes better circulation to enhance ergonomic comfort
- Convenient integral handle in the upper back for easy carrying
- Optional field installed wire book basket is available
- 18" A+ style offers a wider, more accommodating seat size
- Easy to clean with soap, water, and an optional diluted bleach solution
- Ships assembled

SPECIFICATIONS

CONSTRUCTION


- One-piece, injection-molded, polypropylene shell with even color and subtle texture
- Shell is made of long lasting, durable polypropylene
- Self-supporting frame with 1 1/8", 16-gauge tubular steel legs, work surface support and connecting tube between the legs
- Seat supports are die-pressed, 14-gauge steel and die-punched to conceal seat rivets
- Available in nickel-plated chrome or black powdercoat finishes
- Desktops are available in 18" x 24" and 20" x 26" sizes with three surface options
 - o Laminate top features 9/16" thick MDF core with high pressure laminate surface and phenolic backer sheet to minimize warping.
 - o Edges are sealed with polyurethane and include a 1/2" eased edge on the student side for added comfort and style
 - o Laminate top is also available with black polyurethane LockEdge® that offers easier cleaning and added durability
 - o Hard plastic top is formed from 5/8" thick high-impact solid plastic that has been molded into a homogeneous unit by heat and pressure

MODELS

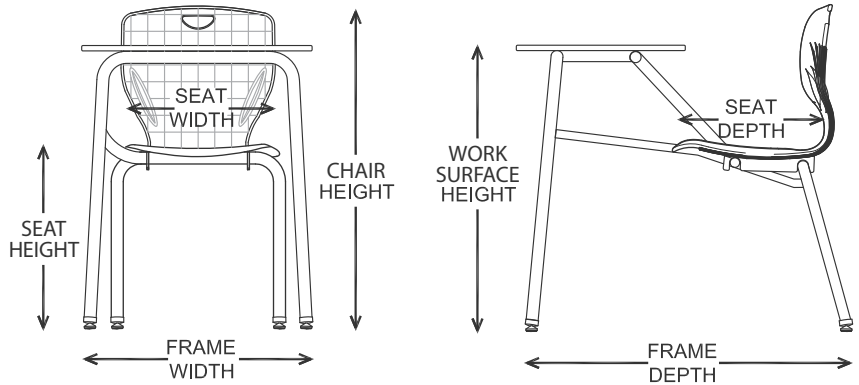
MODEL	TOP	SHELL SIZE	FRAME COLOR	SEAT HEIGHT (IN)	CHAIR HEIGHT (IN)	SEAT WIDTH (IN)	SEAT DEPTH (IN)	FRAME WIDTH (IN)	FRAME DEPTH (IN)	WORK SURFACE HEIGHT (IN)
18 x 24 Top Size										
18.5" A+ Combination Desk with Laminate Top	1441220	Extra Wide	Chrome	18in A+	32	17	17.5	23.5	36.5	28.5
18.5" A+ Combination Desk with Laminate Top	1441222	Extra Wide	Black	18in A+	32	17	17.5	23.5	36.5	28.5
18.5" A+ Combination Desk with Hard Plastic Top	1441224	Extra Wide	Chrome	18in A+	32	17	17.5	23.5	36.5	28.5
18.5" A+ Combination Desk with Hard Plastic Top	1441225	Extra Wide	Black	18in A+	32	17	17.5	23.5	36.5	28.5
18.5" A+ Combination Desk with Laminate Top and LockEdge®	1441221	Extra Wide	Chrome	18in A+	32	17	17.5	23.5	36.5	28.5
18.5" A+ Combination Desk with Laminate Top and LockEdge®	1441223	Extra Wide	Black	18in A+	32	17	17.5	23.5	36.5	28.5
18" Combination Desk with Laminate Top	1357328	Standard	Chrome	18in A	31	16	16	23.5	33.5	28.5
18" Combination Desk with Laminate Top	1395303	Standard	Black	18in A	31	16	16	23.5	33.5	28.5
18" Combination Desk with Hard Plastic Top	1388735	Standard	Chrome	18in A+	31	16	16	23.5	33.5	28.5
18" Combination Desk with Hard Plastic Top	1395304	Standard	Black	18in A	31	16	16	23.5	33.5	28.5
18" Combination Desk with Laminate Top and LockEdge®	1426977	Standard	Chrome	18in A	31	16	16	23.5	33.5	28.5
18" Combination Desk with Laminate Top and LockEdge®	1426978	Standard	Black	18in A	31	16	16	23.5	33.5	28.5

MODELS

MODEL	TOP	SHELL SIZE	FRAME COLOR	SEAT HEIGHT (IN)	CHAIR HEIGHT (IN)	SEAT WIDTH (IN)	SEAT DEPTH (IN)	FRAME WIDTH (IN)	FRAME DEPTH (IN)	WORK SURFACE HEIGHT (IN)
20 x 26 Top Size										
18.5" A+ Combination Desk with Laminate Top	1444518	Extra Wide	Chrome	18in A+	32	17	17.5	23.5	36.5	28.5
18.5" A+ Combination Desk with Laminate Top	1444520	Extra Wide	Black	18in A+	32	17	17.5	23.5	36.5	28.5
18.5" A+ Combination Desk with Hard Plastic Top	1444522	Extra Wide	Chrome	18in A+	32	17	17.5	23.5	36.5	28.5
18.5" A+ Combination Desk with Hard Plastic Top	1444523	Extra Wide	Black	18in A+	32	17	17.5	23.5	36.5	28.5
18.5" A+ Combination Desk with Laminate Top and LockEdge®	1444519	Extra Wide	Chrome	18in A+"	32	17	17.5	23.5	36.5	28.5
18.5" A+ Combination Desk with Laminate Top and LockEdge®	1444521	Extra Wide	Black	18in A+	32	17	17.5	23.5	36.5	28.5
18" Combination Desk with Laminate Top	1441886	Standard	Chrome	18in A	31	16	16	23.5	33.5	28.5
18" Combination Desk with Laminate Top	1441887	Standard	Black	18in A	31	16	16	23.5	33.5	28.5
18" Combination Desk with Hard Plastic Top	1441890	Standard	Chrome	18in A	31	16	16	23.5	33.5	28.5
18" Combination Desk with Hard Plastic Top	1441891	Standard	Black	18in A	31	16	16	23.5	33.5	28.5
18" Combination Desk with Laminate Top and LockEdge®	1441888	Standard	Chrome	18in A	31	16	16	23.5	33.5	28.5
18" Combination Desk with Laminate Top and LockEdge®	1441889	Standard	Black	18in A	31	16	16	23.5	33.5	28.5



Extra-durable LockEdge® coating is sprayed on, creating a permanent seal that is impervious to bacteria and moisture

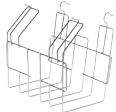
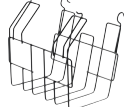


Desk with Black Wire Book Basket




Desk with Chrome Wire Book Basket

ACCESSORIES:


MODEL	ITEM NUMBER	IMAGE
Chrome Wire Book Basket	1362136	
Black Wire Book Basket	1441266	

FINISH OPTIONS

HARD PLASTIC DESK TOPS




LAMINATE



LOCKEDGE® COLORS



SEAT COLORS



FRAME COLORS



PRODUCT CERTIFIED
FOR LOW CHEMICAL
EMISSIONS:
UL.COM/GG
UL 2818