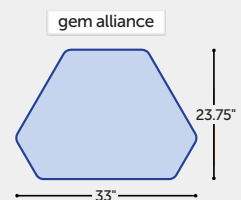
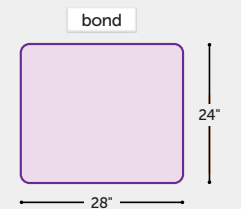
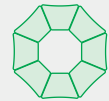
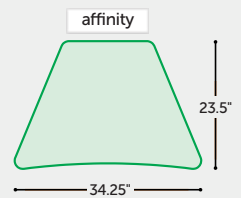
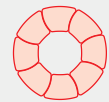
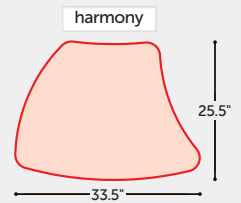


Classroom Select® Height Adjustable Sit/Stand Desk



Features

- Collaboration is quick and easy, just tilt and re-position desk to any location
- The tops nest together in a variety of configurative pods for various project learning activities
- Desk adjusts in height with an easy squeeze lever
- Desk height ranges from 27" to 44.25" adjustability
- Desk top is available in 4 shapes with your choice of ten standard laminate colors, markerboard top option, vinyl T-mold edge banding and LockEdge banding
- Available to order with a unique adjustable fidget pedal which promotes natural movement and enhances student focus and can be used sitting or standing

Top:

LockEdge

- Made of 1 1/8" MDF core with high-pressure laminate top or markerboard top

T-Mold Edge

Made of 1 1/8" particle board with high pressure laminate top or markerboard top

Frame:

- Consists of the upper frame being 45mm x 45mm square 14 gauge steel tube which adjusts inside a lower 60mm x 60mm square 14 gauge tube
- Base includes 42mm round 16 gauge steel tube welded to an 8 gauge mounting bracket and welded end caps

Specifications

Model	Height Adjustability	Work Surface
Harmony	27" to 44.25"	33.5"W x 25.5"D
Affinity	27" to 44.25"	34.25"W x 23.5"D
Bond	27" to 44.25"	28"W x 24"D
Gem Alliance	27" to 44.25"	33"W x 23.75"D

T-mold Edge Band is Spot-Nailed to Prevent it From Pulling Away from the Edge



Extra-Durable LockEdge Coating is Sprayed on, Creating a Permanent Seal that is Impervious to Bacteria and Moisture

Classroom Select® Edge Colors



Classroom Select® Top Colors



Markerboard Top

- All shapes also available with a dry erase surface and choice of T-mold Edge or Black LockEdge
- Frame color: Black