

# Classroom Select® Mobile Wiggle™ with Stools

Wiggle™ Table with Stools  
Black Frame



Wiggle™ Table with Stools  
Folded with Chrome Frame



Wiggle™ Table with Stools  
and Chrome Frame



Add contemporary curve appeal to school cafeterias with the one-of-a-kind Classroom Select® Mobile Wiggle™ with Stools. From the unique wavy-cut top (available in multiple laminate and T-mold color/pattern/woodgrain options) and wobble-free stool seating down to the 14-gauge steel frame with tamper-free hardware and locking casters, this table is built to last, move, and make an impression in Grade K to 12 school dining spaces—plus fold up for compact storage when not in use.



## FEATURES

- Folding mobile cafeteria table with stools
- Easy access to each stool, that are wobble-free and can be installed quickly with our custom designed serrated Head-Hex bolt and serrated Flange Nuts. Nut includes nylon locking inserts to ensure stools stay tight
- Steel washer distributes the edge load of the leg tube so it cannot cut into the stool seat surface
- Two-stage security lock secures table in fully open and midway open positions for floor maintenance, cleaning and to prevent hand or finger pinching
- Units feature a new wider storage lock catch with vertical adjustment that ensures the table always locks safely into the folded position
- Storage latch includes release levers on either side to enable unlocking without the need to reach in
- The storage latch locks automatically in the up-right storage position
- Your choice of any of our exciting assortment of laminate colors including, woodgrains, patterns, and solid colors
- T-Mold laminate top features a 1<sup>1</sup>/<sub>8</sub>" thick particleboard or plywood core with a high pressure laminate surface and phenolic backer sheet to minimize warping
- Black LockEdge® laminate top feature a 1<sup>1</sup>/<sub>8</sub>" MDF or plywood core and sealed with a polyurethane edge that offers easier cleaning and added durability
- Easy to clean laminate tops with soap, water, and an optional diluted bleach solution
- Choose from an array of 23 vibrant T-Mold edge colors for overall room color coordination
- 29" standard height; additional heights of 25", 27" and 32" available


## SPECIFICATIONS

### CONSTRUCTION


- 14-gauge steel tamper-free hardware under-structure and legs are available in textured powder coated black and chrome options
- High Pressure laminate is made up of a wear-resistant overlay, that is impact-resistant
- High Pressure laminate offers long-lasting function and performance
- Vinyl T-mold edge banding is secured using a spot-nail from the bottom to prevent it from pulling away from the edge
- LockEdge® polyurethane coating is sprayed directly on to edge surfaces, creating a permanent seal that is impervious to bacteria and moisture for easier maintenance and long-lasting durability
- Tamper-resistant lock nuts on all down lock assemblies include a self-adjusting hinge lock to ensure the down lock engages every time
- Tamper-resistant table top/bench top and serrated Hex-head screws and thick Type A threading provide superior holding power to frame and can be serviced easily in the field
- The 11-gauge end tube along with the exclusive curved frame eliminates trip points making it perfect for busy schools

### CASTERS

- 4" heavy duty double ball bearing swivel caster is non-marring, durable, and makes opening and folding tables a snap
- The weight capacity for each is 275 lbs
- Tamper-proof nylon steel insert glides and tube closures will not break or fall apart
- Lift-off casters eliminate tripping hazards because they do not protrude outside the tabletop footprint area



Extra-durable LockEdge® coating is sprayed on, creating a permanent seal that is impervious to bacteria and moisture



T-mold Edge Band is spot-nailed to prevent it from pulling away from the edge



Locks in Partially Folded Position for Easy Cleaning



Storage Latch Release Levers on Either Side for Easy Access

## MODELS

DESCRIPTION	TOP TYPE	EDGE TYPE	FRAME COLOR	ITEM NUMBER WITH STOOLS
<b>8' Wiggle™ Table</b>				
8' Table	ParticleBoard	T-Mold	Chrome	5002744
8' Table	MDF	LockEdge®	Chrome	5002745
8' Table	Plywood	T-Mold	Chrome	5002746
8' Table	Plywood	LockEdge®	Chrome	5002747
8' Table	ParticleBoard	T-Mold	Black	5002748
8' Table	MDF	LockEdge®	Black	5002749
8' Table	Plywood	T-Mold	Black	5002750
8' Table	Plywood	LockEdge®	Black	5002751
<b>10' Wiggle™ Table</b>				
10' Table	ParticleBoard	T-Mold	Chrome	5002752
10' Table	MDF	LockEdge®	Chrome	5002753
10' Table	Plywood	T-Mold	Chrome	5002754
10' Table	Plywood	LockEdge®	Chrome	5002755
10' Table	ParticleBoard	T-Mold	Black	5002756
10' Table	MDF	LockEdge®	Black	5002757
10' Table	Plywood	T-Mold	Black	5002758
10' Table	Plywood	LockEdge®	Black	5002759
<b>12' Wiggle™ Table</b>				
12' Table	ParticleBoard	T-Mold	Chrome	5002760
12' Table	MDF	LockEdge®	Chrome	5002761
12' Table	Plywood	T-Mold	Chrome	5002762
12' Table	Plywood	LockEdge®	Chrome	5002763
12' Table	ParticleBoard	T-Mold	Black	5002764
12' Table	MDF	LockEdge®	Black	5002765
12' Table	Plywood	T-Mold	Black	5002766
12' Table	Plywood	LockEdge®	Black	5002767

## FINISH OPTIONS

### LAMINATE



### LOCKEDGE® COLORS




Ebony  
(Black)

### T-MOLD EDGE



Ebony  
(Black)

### CLASSROOM SELECT® CAFETERIA TABLE STOOL COLORS



### TABLE CORE OPTIONS



PRODUCT CERTIFIED  
FOR LOW CHEMICAL  
EMISSIONS:  
UL.COM/GG  
UL 2818