

Classroom Select® Mobile Convertible Bench Unit

Two Tables Combine with Standard Built-In Ganging Devices



Use as a Comfortable
Bench Unit with Back
for Assembly Seating



Rotate the Backrest
75° to Provide a
Versatile Writing
Surface



Tables and Benches
Fold and Nest for
Easy Storage

Three seating options in one, the Classroom Select® Mobile Convertible Bench Unit can flip, rotate, and turn into a bench with a backrest, a bench with a writing tabletop surface, and/or be conjoined to another unit's built-in ganging devices/locking casters to become a full double-sided bench cafeteria table. With so much shapeshifting (and nestable space-saving) versatility—plus numerous laminate and T-mold color options—this bench/table is a smart and multifunctional choice for Grade K to 12 lunchrooms, auditoriums, lecture halls, and any high-traffic space.



FEATURES

- Folding mobile convertible bench unit is 3 products in 1
 - o Use as a comfortable bench with back
 - o Rotate the backrest 75 degrees to provide a versatile table with bench seat
 - o Two benches form a cafeteria bench by engaging the ganging device/locking casters
- Tables and benches fold and nest for perfect storage
- Each table model is designed for years of dependable use with tops constructed of your choice of MDF, Plywood, or Particleboard
- Your choice of any of our exciting assortment of laminate colors including, woodgrains, patterns, and solid colors
- T-Mold laminate top features a 1 1/8" thick particleboard or plywood core with a high pressure laminate surface and phenolic backer sheet to minimize warping
- Black LockEdge® laminate top feature a 1 1/8" MDF or plywood core and sealed with a polyurethane edge that offers easier cleaning and added durability
- Easy to clean laminate tops with soap, water, and an optional diluted bleach solution
- Choose from an array of 23 vibrant T-Mold edge colors for overall room color coordination
- Standard 29" height; additional heights of 25", 27" and 32" available as well as wheelchair positions


SPECIFICATIONS

CONSTRUCTION


- 14-gauge steel under-structure and legs are available in textured powder coated black and chrome options
- High Pressure laminate is made up of a wear-resistant overlay, that is impact-resistant
- High Pressure laminate offers long-lasting function and performance
- Vinyl T-mold edge banding is secured using a spot-nail from the bottom to prevent it from pulling away from the edge
- LockEdge® polyurethane coating is sprayed directly on to edge surfaces, creating a permanent seal that is impervious to bacteria and moisture for easier maintenance and long-lasting durability
- Tamper-resistant table top/bench top screws provide superior holding power to frame and can be serviced easily in the field
- Tamper-resistant lock nuts on all down lock assemblies include a self-adjusting hinge lock to ensure the down lock engages every time
- Tamper-proof nylon steel insert glides and tube closures will not break or fall apart
- Units feature a new wider storage lock catch with vertical adjustment that ensures the table always locks safely into the folded position
- An embedded pin in the leg system will prevent finger pinching and wear on the table top and bench surface when in a closed storage position
- Jarvis 4" ball bearing swivel caster is non-marring, durable, and makes opening and folding tables a snap
- The weight capacity for each is 275 lbs
- Table tops are reinforced with 16-gauge aprons for additional strength
- Safety tested and listed by Underwriter's Laboratories, Inc.

MODELS

ITEM NUMBER	PRODUCT DIMENSIONS	TOP TYPE	EDGE TYPE	FRAME	TABLE SIZE W/O BENCH LXWXH (IN)	OVERALL OPENED SIZE W/ SURFACE LXWXH (IN)	OVERALL OPENED SIZE W/ BACKREST LXWXH (IN)	FOLDED SIZE LXWXH (IN)	5 BENCH UNITS NESTED LXWXH (IN)	ADA GROUP OPTIONS
1433640	6 ft	Particleboard	T-Mold	Black	72 x 15 x 29	72 x 28½ x 29	72 x 27½ x 34	72 x 27½ x 34	80 x 52 x 34	1,2
1433641	6 ft	MDF	LockEdge®	Black	72 x 15 x 29	72 x 28½ x 29	72 x 27½ x 34	72 x 27½ x 34	80 x 52 x 34	1,2
1433642	6 ft	Plywood	T-Mold	Black	72 x 15 x 29	72 x 28½ x 29	72 x 27½ x 34	72 x 27½ x 34	80 x 52 x 34	1,2
1433643	6 ft	Plywood	LockEdge®	Black	72 x 15 x 29	72 x 28½ x 29	72 x 27½ x 34	72 x 27½ x 34	80 x 52 x 34	1,2
1433644	7 ft	Particleboard	T-Mold	Black	84 x 15 x 29	84 x 28½ x 29	84 x 27½ x 34	84 x 27½ x 34	92 x 52 x 34	1,2
1433645	7 ft	MDF	LockEdge®	Black	84 x 15 x 29	84 x 28½ x 29	84 x 27½ x 34	84 x 27½ x 34	92 x 52 x 34	1,2
1433646	7 ft	Plywood	T-Mold	Black	84 x 15 x 29	84 x 28½ x 29	84 x 27½ x 34	84 x 27½ x 34	92 x 52 x 34	1,2
1433647	7 ft	Plywood	LockEdge®	Black	84 x 15 x 29	84 x 28½ x 29	84 x 27½ x 34	84 x 27½ x 34	92 x 52 x 34	1,2
1433648	8 ft	Particleboard	T-Mold	Black	96 x 15 x 29	96 x 28½ x 29	96 x 27½ x 34	96 x 27½ x 34	104 x 52 x 34	1,2
1433650	8 ft	MDF	LockEdge®	Black	96 x 15 x 29	96 x 28½ x 29	96 x 27½ x 34	96 x 27½ x 34	104 x 52 x 34	1,2
1433651	8 ft	Plywood	T-Mold	Black	96 x 15 x 29	96 x 28½ x 29	96 x 27½ x 34	96 x 27½ x 34	104 x 52 x 34	1,2
1433651	8 ft	Plywood	LockEdge®	Black	96 x 15 x 29	96 x 28½ x 29	96 x 27½ x 34	96 x 27½ x 34	104 x 52 x 34	1,2



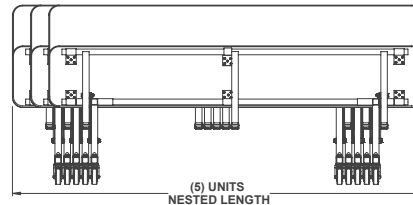
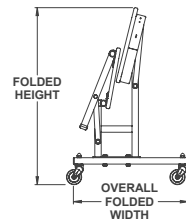
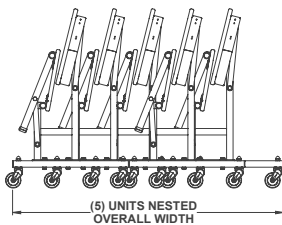
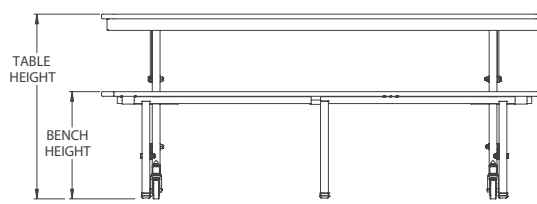
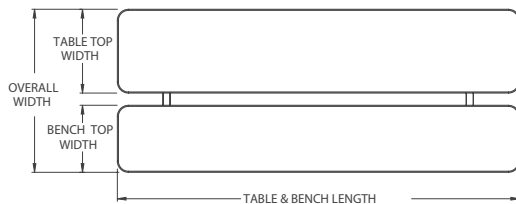
Extra-durable LockEdge® coating is sprayed on, creating a permanent seal that is impervious to bacteria and moisture



T-mold Edge Band is spot-nailed to prevent it from pulling away from the edge



Combine Single Bench Units with Standard Built-in Ganging Devices



ADA GROUP OPTIONS

Group 1 is the standard option. For Groups 2 and 3, please contact your School Specialty Account Manager for ADA configurations

- Group #1 ADA accessible 29"H STANDARD PRODUCTION table. ADA Seat is at ends or sides of table*
- Group #2 ADA accessible/compliant 29" or 32" high ADA table. Attached seating may be removed for ADA seat*
- Group #3 ADA COMPLIANT 29" or 32" high table. Attached seating may be removed for ADA seat*

* May not provide full knee clearance on some sizes and positions

FINISH OPTIONS

LAMINATE




LOCKEDGE® COLORS



Ebony
(Black)

T-MOLD EDGE



FRAME COLORS



Black

TABLE CORE OPTIONS



MDF



Particleboard



Plywood



PRODUCT CERTIFIED
FOR LOW CHEMICAL
EMISSIONS:
UL.COM/GG
UL 2818