

Classroom Select® Flipper Computer Table



Laminate Flipper Table



Markerboard Flipper Table

A must-have for today's modern technology needs, the Classroom Select® Flipper Computer Table is a mobile computer table that maximizes workspace (and cord management) for setting and utilizing all devices (and other materials) in classrooms, libraries, media centers, computer training rooms, and beyond. The tabletop is offered in a wide array of laminate colors or even a fun and functional markerboard option for brainstorming and doodling right on the surface with dry erase markers. Directly below, a perforated metal modesty panel keeps charger cords tangle-free and contained together while powering devices at top, and when class or the day's session is complete, the entire tabletop flips down from a flat surface to an upright, slender vertical position for compact storage, complete with curvy Y-frame legs that nest together.



Visit ClassroomSelect.com for complete warranty details.

FEATURES

- Customize your space by choosing from our expansive selection of 32 laminate colors including woodgrains, patterns, solids, and markerboard option
- High Pressure laminate offers a scratch-resistant, long-lasting function and performance
- Choose from an array of 23 vibrant T-Mold edge colors or 5 LockEdge® colors, which offer fun and function with durable easy to clean edges
- Heavy-duty, flip-top mechanism base that allows for fast/easy set-up, storage, and maintenance
- Legs are designed to have the ability to nest tables together for a space saving solution
- Features a 16" modesty panel with wire management tray
- Durable, black powdercoat legs and frame
- Easy to clean laminate tops with soap, water, and an optional diluted bleach solution

SPECIFICATIONS

CONSTRUCTION


- T-Mold laminate top features a 1¹/₈" thick particleboard core with a high pressure laminate surface and phenolic backer sheet to minimize warping
- 1¹/₈" 3mm vinyl T-mold edge banding is secured using a spot-nail from the bottom to prevent it from pulling away from the edge
- LockEdge® laminate top feature a 1¹/₈" MDF core and sealed with a polyurethane edge that offers easier cleaning and added durability
- LockEdge® polyurethane coating is sprayed directly on to edge surfaces, creating a permanent seal that is impervious to bacteria and moisture for easier maintenance and long-lasting durability
- Legs are 2" diameter, 18-gauge tubular steel with black powdercoat finish
- Tops are attached with a metal to metal connection
- 3" twin wheel polyurethane locking casters

MODELS

ITEM #	MODEL	WIDTH X DEPTH X HEIGHT (IN)	FOLDED HEIGHT DIMENSION (IN)
1400986	Laminate Top with T-mold edge	60 x 24 x 30	50
5003809	Laminate Top with LockEdge®	60 x 24 x 30	50
1400985	Laminate Top with T-mold edge	72 x 24 x 30	50
5003808	Laminate Top with LockEdge®	72 x 24 x 30	50
5003807	Markerboard Top with T-mold edge	60 x 24 x 30	50
5004855	Markerboard Top with LockEdge®	60 x 24 x 30	50
5003810	Markerboard Top with T-mold edge	72 x 24 x 30	50
5004856	Markerboard Top with LockEdge®	72 x 24 x 30	50



Extra-durable LockEdge® coating is sprayed on, creating a permanent seal that is impervious to bacteria and moisture



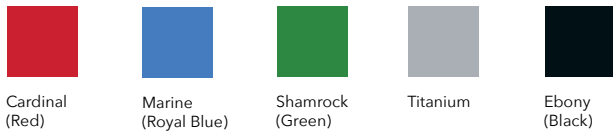
T-mold Edge Band is spot-nailed to prevent it from pulling away from the edge

FINISH OPTIONS


LAMINATE



LOCKEDGE® COLORS



T-MOLD EDGE



FRAME COLORS



PRODUCT CERTIFIED
FOR LOW CHEMICAL
EMISSIONS:
UL.COM/GG
UL 2818