



SHELL
EDUCATION

PRE
K

Conquering Pre-Kindergarten

Reading

Mathematics

Science

Social Studies

Writing



Table of Contents

Introduction

Family Letter	4
Suggested Family Activities.	5

Unit 1

Language Arts	7–12
Mathematics	13–16
Social Studies	17
Science.	18
Critical Thinking.	19
Colors.	20
Extension Activities	21

Unit 2

Language Arts	22–27
Mathematics	28–31
Social Studies	32
Science.	33
Critical Thinking.	34
Colors.	35
Extension Activities	36

Unit 3

Language Arts	37–42
Mathematics	43–46
Social Studies	47
Science.	48
Critical Thinking.	49
Colors.	50
Extension Activities	51

Unit 4

Language Arts	52–57
Mathematics	58–61
Social Studies	62
Science.	63
Critical Thinking.	64
Colors.	65
Extension Activities	66

Unit 5

Language Arts	67–72
Mathematics	73–76
Social Studies	77
Science.	78
Critical Thinking.	79
Colors.	80
Extension Activities	81

Unit 6

Language Arts	82–87
Mathematics	88–91
Social Studies	92
Science.	93
Critical Thinking.	94
Colors.	95
Extension Activities	96

Unit 7

Language Arts	97–102
Mathematics	103–106
Social Studies	107
Science.	108
Critical Thinking.	109
Colors.	110
Extension Activities	111

Unit 8

Language Arts	112–117
Mathematics	118–121
Social Studies	122
Science.	123
Critical Thinking.	124
Colors.	125
Extension Activities	126

Unit 9

Language Arts	127–132
Mathematics	133–136
Social Studies	137
Science.	138
Critical Thinking.	139
Colors.	140
Extension Activities	141

Unit 10

Language Arts	142–147
Mathematics	148–151
Social Studies	152
Science.	153
Critical Thinking.	154
Colors.	155
Extension Activities	156

Appendix

Answer Key	157
Skills and Standards in This Book . . .	165
Certificate of Achievement	168

Dear Family,

Welcome to *Conquering Pre-Kindergarten*. This year will be an exciting and challenging year for your child. This book is designed to supplement the pre-kindergarten concepts your child is learning. The activities in this book are based on today's standards and provide practice in letters, numbers, shapes, writing, colors, social studies, and science. It also features fun, yet challenging, critical-thinking activities. In addition to the activity sheets in this book, the end of each section also provides engaging extension activities.

Your child should complete one unit per month, including the extension activities. This will allow your child to think about learning concepts over a longer period of time.


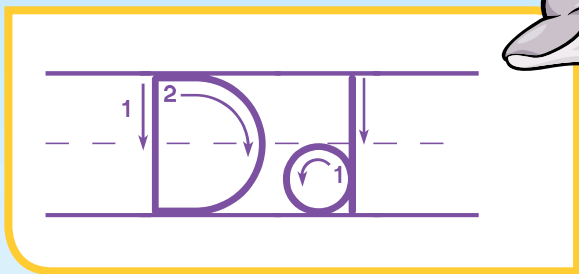
Keep these tips in mind as you work with your child this year:

- Set aside specific times each week to work on the activities.
- Have your child complete one or two activities each time, rather than an entire unit at one time.
- Keep all practice sessions with your child positive and constructive. If the mood becomes tense or you and your child get frustrated, set the book aside and find another time to practice.
- Read the directions aloud to your child. Point out any examples. Then, work through the first problem on each page together.
- Encourage your child to do his or her best work and compliment the effort that goes into learning.

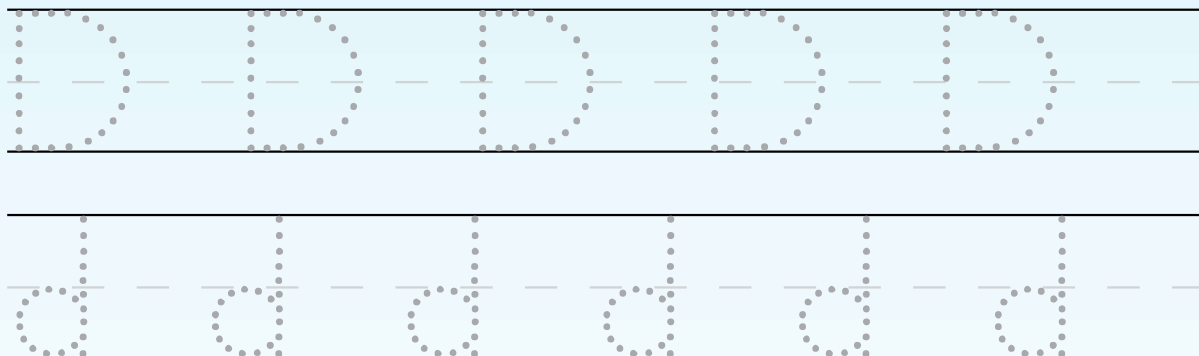
Enjoy the time learning with your child during pre-kindergarten. Summer will be here before you know it!

Sincerely,

The Shell Education Staff



Directions: Trace.


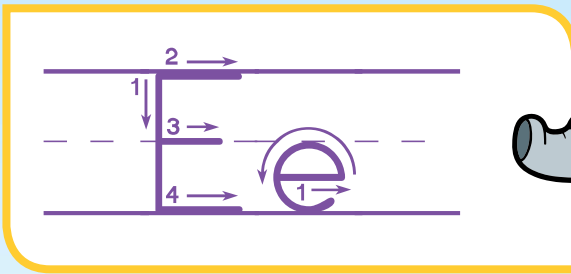


Directions: Write the letter Dd.



Directions: Say and trace.






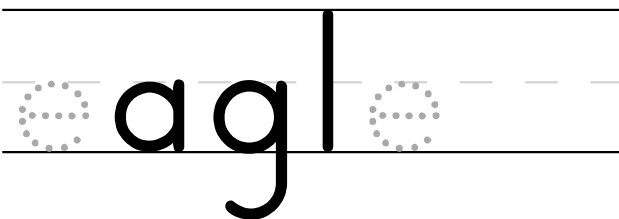

Directions: Trace.

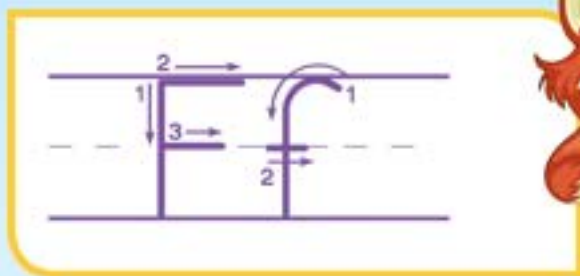


Directions: Write the letter Ee.




Directions: Say and trace.





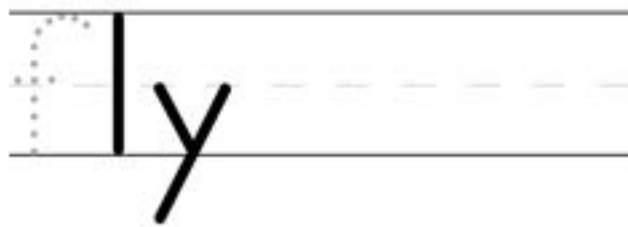
Directions: Trace.



Directions: Write the letter Ff.



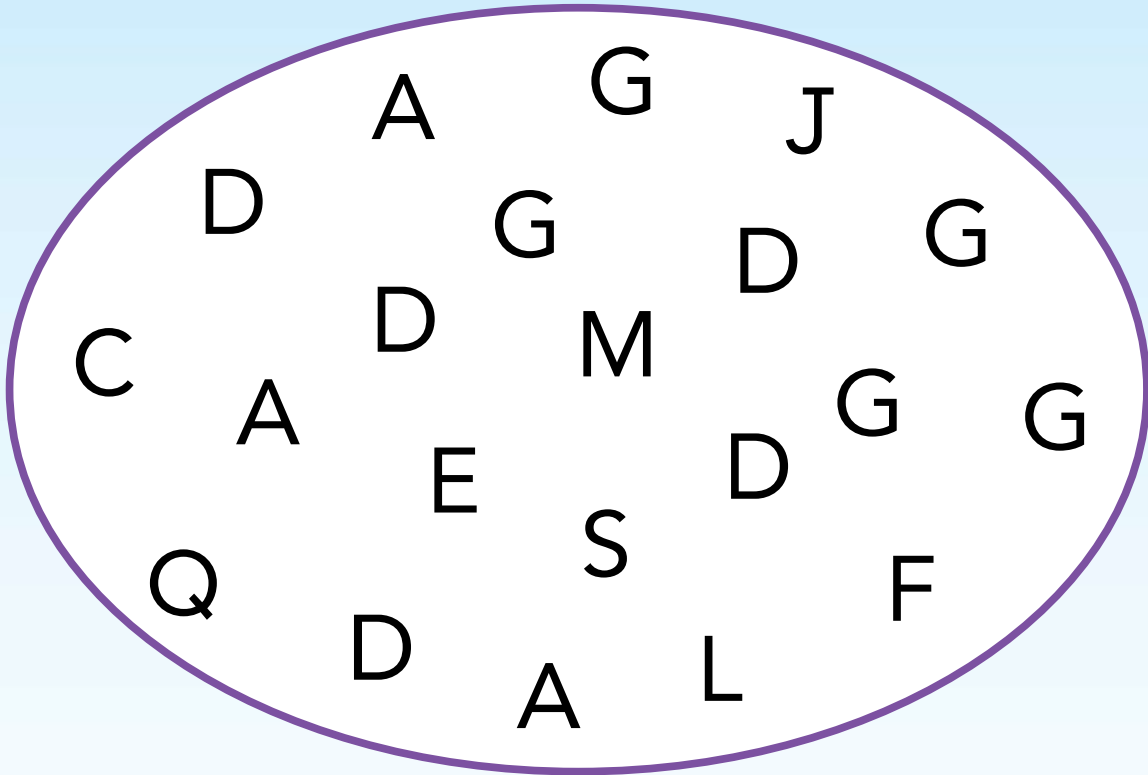
Directions: Say and trace.



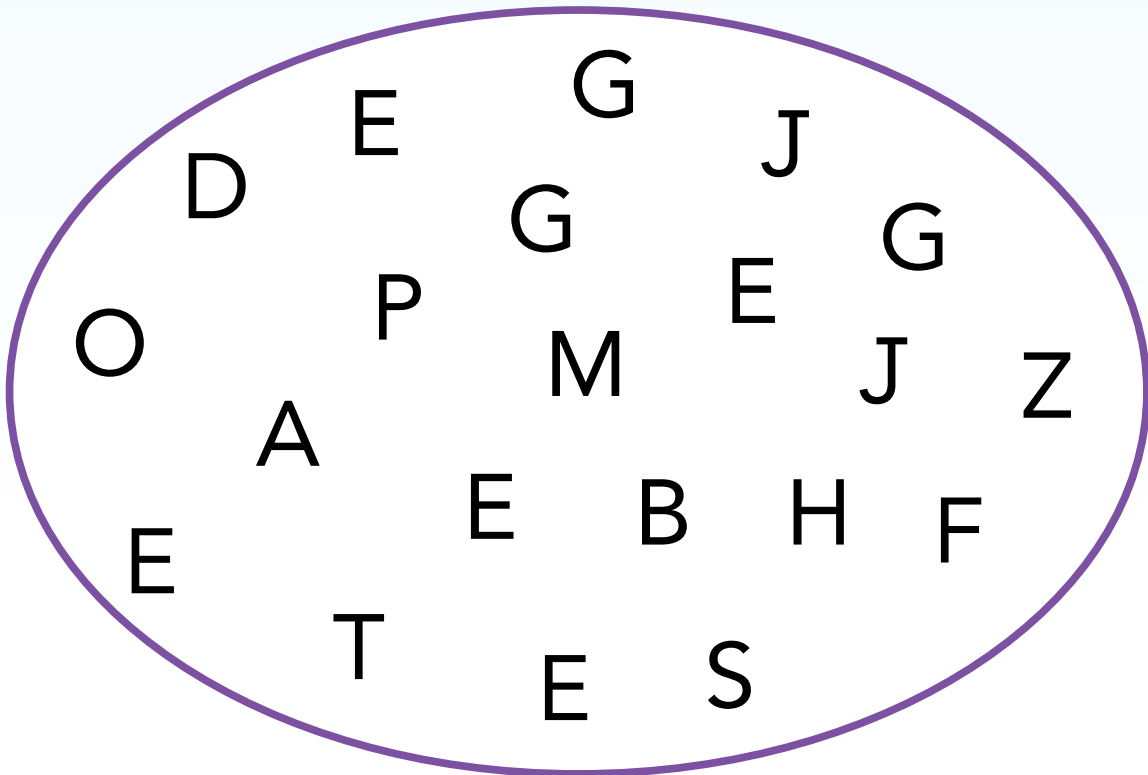
Aa

Recognizing Letters

Directions: Circle all the uppercase *D*s.




Directions: Circle all the uppercase *E*s.







D




E



F

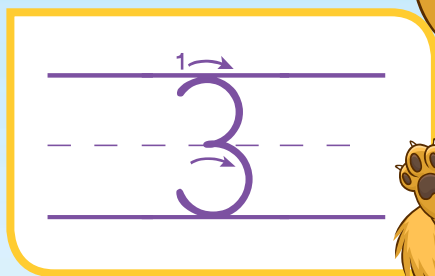


Directions: Say the letters on the left. Name the pictures on the right. Draw a line from each letter to the picture that begins with that letter's sound. Then, color the pictures.

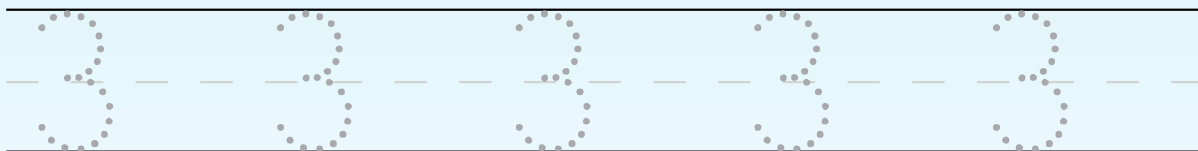


friends


Directions: Draw a picture of your friends. Then, trace the word *friends*.




Directions: Trace.



Directions: Write the number 3.



Directions: Say and trace.





I see 3 dogs.




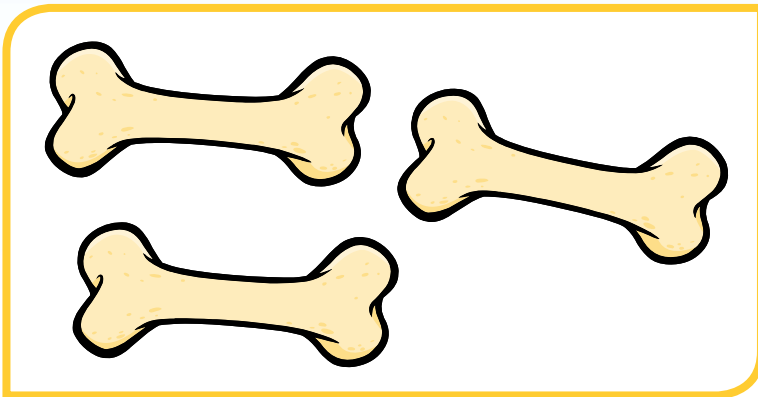
This section contains a yellow triangle with a black outline and a white arrow pointing to its bottom edge, indicating the starting point for tracing. Next to it is a green pencil with a pink eraser and a sharpened lead tip. Below these are several dashed-line triangles of various sizes and orientations, intended for tracing practice.

Directions: Trace the triangles. Color the triangles different colors.















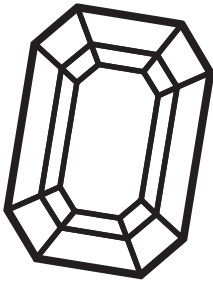
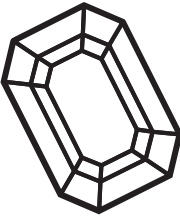
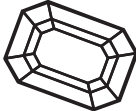










Directions: Count each group. Then, write the number of objects.



Directions: Color the largest objects red. Circle the medium objects. Color the smallest objects blue.



Directions: Draw a line from each school object to where it belongs.



sun



snowman



ice



fire




candle



ice cream

Directions: Name each picture. Circle the items that are hot. Cross out the items that are cold.



Directions: Draw how Jack and Jill should get to the water.



Directions: Name all the objects on the page. Use yellow to color anything that is yellow in the real world.



Language Arts Activity



Have your child write these words three times each: *bed, fed, bad, cab, face*. Have your child say the sound each letter makes as he or she writes it.

Mathematics Activity



Have your child draw a picture that has one circle, two squares, and three triangles. Have him or her color it using red, blue, and yellow crayons.

Science Activity



Have your child draw a picture of the sun. Around the sun, have your child draw as many “hot” things as he or she can think of. Then, have your child draw a picture of ice. Around the ice, have your child draw as many “cold” things as he or she can think of. Have your child write the names of any objects that he or she knows.

Critical-Thinking Activity



Have your child create his or her own maze for Jack and Jill. He or she can draw the maze on a separate sheet of paper. Encourage your child to ask a friend to try to solve it.

Listening-and-Speaking Activity



Ask your child to make up a story about living in a really hot or a really cold place. Ask your child to tell you his or her story. Ask your child questions about the story, such as *What would life be like there? How might people dress? How would it be different from living here?*