

GRADE

K

Conquering Kindergarten



SHELL
EDUCATION

Reading

Mathematics

Science

Social Studies

Writing



Table of Contents

Introduction

Family Letter	4
Suggested Family Activities.	5

Unit 1

Language Arts	7–12
Mathematics	13–16
Social Studies	17
Science.	18
Critical Thinking.	19
Game	20
Extension Activities	21

Unit 2

Language Arts	22–27
Mathematics	28–31
Social Studies	32
Science.	33
Critical Thinking.	34
Game	35
Extension Activities	36

Unit 3

Language Arts	37–42
Mathematics	43–46
Social Studies	47
Science.	48
Critical Thinking.	49
Game	50
Extension Activities	51

Unit 4

Language Arts	52–57
Mathematics	58–61
Social Studies	62
Science.	63
Critical Thinking.	64
Game	65
Extension Activities	66

Unit 5

Language Arts	67–72
Mathematics	73–76
Social Studies	77
Science.	78
Critical Thinking.	79
Game	80
Extension Activities	81

Unit 6

Language Arts	82–87
Mathematics	88–91
Social Studies	92
Science.	93
Critical Thinking.	94
Game	95
Extension Activities	96

Unit 7

Language Arts	97–102
Mathematics	103–106
Social Studies	107
Science.	108
Critical Thinking.	109
Game	110
Extension Activities	111

Unit 8

Language Arts	112–117
Mathematics	118–121
Social Studies	122
Science.	123
Critical Thinking.	124
Game	125
Extension Activities	126

Unit 9

Language Arts	127–132
Mathematics	133–136
Social Studies	137
Science.	138
Critical Thinking.	139
Game	140
Extension Activities	141

Unit 10

Language Arts	142–147
Mathematics	148–151
Social Studies	152
Science.	153
Critical Thinking.	154
Game	155
Extension Activities	156

Appendix

Answer Key	157
Skills and Standards in This Book . . .	165
Certificate of Achievement	168

Dear Family,

Welcome to *Conquering Kindergarten*. Kindergarten will be an exciting and challenging year for your child. This book is designed to supplement the concepts your child is learning in kindergarten and to strengthen the connection between home and school. The activities in this book are based on today's standards and will help your child develop essential skills in reading, word study, language, writing, mathematics, social studies, and science. It also features fun, yet challenging, critical-thinking activities and games. In addition to the activity sheets in this book, the end of each section also provides engaging extension activities.

Your child should complete one unit per month, including the extension activities. This will allow your child to think about grade-level concepts over a longer period of time. This also ensures that the book can be completed in one school year. Since your child is developing his or her skills, it is important that you work through the activities in this book with him or her.

Keep these tips in mind as you work with your child this year:

- Set aside specific times each week to work on the activities.
- Have your child complete one or two activities each time, rather than an entire unit at one time.
- Keep all practice sessions with your child positive and constructive. If the mood becomes tense or you and your child get frustrated, set the book aside and find another time to practice.
- Read the directions aloud to your child. If your child is having difficulty understanding what to do, work through some of the problems together.
- Play the games with your child. Read the directions and explain the rules to your child. Then, have fun playing and learning together.
- Encourage your child to do his or her best work, and compliment the effort that goes into learning.

Enjoy the time learning with your child during kindergarten. Summer will be here before you know it!

Sincerely,

The Shell Education Staff



Directions: Match the words to the pictures.



mop



top



pop

1 top



2 mop



3 pop



Directions: Circle the word for the picture. Write the word.

4



cop


hop

_____	_____	_____
_____	_____	_____
_____	_____	_____

Directions: Match the words to the pictures.



bib



big



bit

1 big



2 bib



3 bit



Directions: Circle the word for the picture. Write the word.

4



bin

bid

Directions: Read each word. Draw lines between the matching words.

the

of

of

the

and

and

a

to

to

a





Directions: Draw lines to match the pictures to the prepositions.

1



in

2



by

3



on

4



under

5



behind

Directions: Think about a picnic at the park. Draw notes about the day.

Who?

Where?

When?

Event 1

Event 2



Directions: Write about a picnic. Fill in the checklist.

Introduction

I had a picnic with _____.

Events

First, _____.

Then, _____.

Closing Sentence

_____ ,
and I had so much fun!

Checklist

- I have an introduction.
- I have events.
- I have a closing.





Directions: Solve each problem.

- 1 Count how many stars in all.



- 4 Count how many animals in all.



- 2 Count how many hearts in all.



- 5 Count how many books in all.



- 3 Count how many cookies in all.



- 6 Count how many turtles in all.





Directions: Circle the answer.


1 Will every bunny get a carrot?

yes no



3 Will every dog get a bone?

yes no



2 Will every boy get a cap?

yes no



4 Will every cupcake get a cherry?

yes no



Directions: Draw a picture to solve the problem.



There are seven bears. Each bear wears a hat. How many hats are there?

There are _____ hats.





Directions: Read the problem. Solve the problem. Circle your answer.

Problem: There are nine flowers. Each flower has one leaf. How many leaves are there?


What Do You Know?

Circle the number of flowers.

1 2 3 4 5
6 7 8 9 10

What Is Your Plan?

Draw leaves on the flowers.



Circle the number of leaves.

1 2 3 4 5 6 7 8 9 10

Directions: Find out about your family. Draw pictures of your family members below.

My Family





Directions: Follow the steps in this experiment to discover how the weather changes.

What You Need

an outdoor thermometer

What to Do

- 1 Look out the window in the morning.
- 2 Draw the weather you see. Use the chart below.
- 3 Put the thermometer outside. Write the temperature in the chart.
- 4 Repeat in the afternoon.


Morning Weather	Morning Temperature	Afternoon Weather	Afternoon Temperature


- 5 How did the weather change between the morning and the afternoon?


Directions: Read the clues. Write the name of each person.


Clues

- The youngest daughter is Mary.
- The mother is Madison.
- The oldest daughter is Morgan.
- The grandmother is May.

1 

2 

3 

4 





Directions: Go on a scavenger hunt at home. Find the things on the list. Mark an *X* in the box when you find each thing. If you can, take a picture of it.

1 the number 6

2 something that starts with *t*

3 a circle

4 the letter *b*

5 something you can take apart

6 something cold

7 the word *and*

8 four of the same item



High-Frequency Words Activity



Review the high-frequency words on page 9. Give your child magazines, newspapers, catalogues, or other types of printed text. Have your child circle or highlight the high-frequency words in these texts.

Writing Activity



Go on a real picnic with your child. You can go to the park, your backyard, or even the living room floor. Then, have your child write about what happened on the picnic.

Mathematics Activity



Help your child collect objects to practice counting. Have your child point to each object as he or she counts it.

Social Studies Activity



Have your child talk to as many people in your family tree as possible. Have your child ask them what life was like when they were children.

Science Activity



Have your child draw the weather for one week. Ask your child what patterns he or she sees.

Critical-Thinking Activity



Have your child work with a partner to make a critical-thinking puzzle like the one on page 19. Have your child write clues about the boys in a family.

Listening-and-Speaking Activity



Have your child name all the people in your family. Ask your child to explain how they are each related to him or her.