

Classroom Select® NeoClass® Combination Desk

Hard Plastic Top
with Black Frame



Laminate Top with Titanium
Painted Edge and Chrome Frame



Back of Desk

Laminate Top with
T-Mold Edge and
Chrome Frame



Get a handle on flexible classroom design with this combination desk, featuring two convenient seat openings that serve as handles to make rearranging classrooms easy. These openings also boost airflow to provide additional comfort to the ergonomic, ribless smooth back chair. Five LockEdge® colors, five T-Mold colors, and two painted edge colors add even more choices to bring a vibrant look to every configuration of any classrooms for grades 5 and up.



Visit ClassroomSelect.com for complete warranty details.

FEATURES

- Ergonomics meets versatility with the sleek, injection-molded, polypropylene shell
- Combining contemporary looks, durability and flexibility, the modern shell design supports active learning environments and makes it easy to rearrange furnishings for student collaboration and interaction
- The contoured shell provides extra lumbar support, while the smooth back design offers easier maintenance
- A waterfall seat edge reduces pressure points and promotes better circulation to enhance ergonomic comfort
- Two handle openings on the top and bottom of the shell boost airflow and enhance portability
- Available in 18x24" and 20x26" sizes and in both 12 hard plastic colors and 31 laminate top colors
- 5 T-Mold colors to choose from, Cardinal, Marine, Shamrock, Titanium, or Ebony
- Choose 5 LockEdge® colors, which offer fun and function with durable easy to clean edges
- Choose from an array of 22 different seat color options
- Available in chrome or black powdercoat frame finishes
- Optional wire book rack or perforated metal book box available
- Easy to clean laminate and hard plastic tops with soap, water, and an optional diluted bleach solution
- Ships assembled

SPECIFICATIONS

CONSTRUCTION


- Desks are available in three worksurface and edge options
 - o Laminate top features a $\frac{5}{8}$ " thick MDF core with a high pressure laminate surface and phenolic backer sheet to minimize warping. Edges are sealed with polyurethane painted edge, in Titanium or Beige, and include a $\frac{1}{2}$ " eased edge on the student side for added comfort and style
 - o Laminate top features a $\frac{5}{8}$ " thick particleboard core with a high pressure laminate surface and phenolic backer sheet to minimize warping. Edges are finished with five, vinyl, T-mold
 - o Laminate top is also available with a polyurethane LockEdge® that offers easier cleaning and added durability
 - o Hard plastic top is formed from $\frac{5}{8}$ " thick high-impact, solid plastic that has been molded into a homogeneous unit by heat and pressure
- High pressure laminate is made up of a wear-resistant overlay, that is impact-resistant
- High pressure laminate offers long-lasting function and performance
- LockEdge® polyurethane coating is sprayed directly on to edge surfaces, creating a permanent seal that is impervious to bacteria and moisture for easier maintenance and long-lasting durability
- Self-supporting frame, including legs, worksurface supports and connecting tubes is formed from $1\frac{1}{8}$ ", 12-gauge tubular steel
- Seat supports are die-pressed from 14-gauge steel and punched for concealed seat rivets

MODELS

MODEL	TOP	FRAME FINISH	ITEM #	SEAT HEIGHT (IN)	CHAIR HEIGHT (IN)	SEAT WIDTH (IN)	SEAT DEPTH (IN)	FRAME WIDTH (IN)	WORK SURFACE HEIGHT (IN)
18 x 24 Top Size									
NeoClass® Four-Leg Combination Desk with 18 A+ in Seat Height	Laminate with Painted Edge	Chrome	1496610	18in A+	32.25	17.25	17.75	23.5	28.5
NeoClass® Four-Leg Combination Desk with 18 A+ in Seat Height	Laminate with Painted Edge	Black	1497918	18in A+	32.25	17.25	17.75	23.5	28.5
NeoClass® Four-Leg Combination Desk with 18A+ in Seat Height	Laminate with T-Mold Edge	Chrome	5009310	18in A+	32.25	17.25	17.75	23.5	28.5
NeoClass® Four-Leg Combination Desk with 18A+ in Seat Height	Laminate with T-Mold Edge	Black	5009325	18in A+	32.25	17.25	17.75	23.5	28.5
NeoClass® Four-Leg Combination Desk with 18 A+ in Seat Height	Hard Plastic	Chrome	1496614	18in A+	32.25	17.25	17.75	23.5	28.5
NeoClass® Four-Leg Combination Desk with 18 A+ in Seat Height	Hard Plastic	Black	1497919	18in A+	32.25	17.25	17.75	23.5	28.5
NeoClass® Four-Leg Combination Desk with 18 A+ in Seat Height	Laminate with LockEdge®	Chrome	1496612	18in A+	32.25	17.25	17.75	23.5	28.5
NeoClass® Four-Leg Combination Desk with 18 A+ in Seat Height	Laminate with LockEdge®	Black	1497917	18in A+	32.25	17.25	17.75	23.5	28.5
NeoClass® Four-Leg Combination Desk with 18 in Seat Height	Laminate with Painted Edge	Chrome	1496616	18in A	31	16	16.5	23.5	28.5
NeoClass® Four-Leg Combination Desk with 18 in Seat Height	Laminate with Painted Edge	Black	1497912	18in A	31	16	16.5	23.5	28.5
NeoClass® Four-Leg Combination Desk with 18 in Seat Height	Laminate with T-Mold Edge	Chrome	5009334	18in A	31	16	16.5	23.5	28.5
NeoClass® Four-Leg Combination Desk with 18 in Seat Height	Laminate with T-Mold Edge	Black	5009329	18in A	31	16	16.5	23.5	28.5
NeoClass® Four-Leg Combination Desk with 18 in Seat Height	Hard Plastic	Chrome	1496620	18in A	31	16	16.5	23.5	28.5
NeoClass® Four-Leg Combination Desk with 18 in Seat Height	Hard Plastic	Black	1497913	18in A	31	16	16.5	23.5	28.5
NeoClass® Four-Leg Combination Desk with 18 in Seat Height	Laminate with LockEdge®	Chrome	1496618	18in A	31	16	16.5	23.5	28.5
NeoClass® Four-Leg Combination Desk with 18 in Seat Height	Laminate with LockEdge®	Black	1497911	18in A	31	16	16.5	23.5	28.5

MODELS

MODEL	TOP	FRAME FINISH	ITEM #	SEAT HEIGHT (IN)	CHAIR HEIGHT (IN)	SEAT WIDTH (IN)	SEAT DEPTH (IN)	FRAME WIDTH (IN)	WORK SURFACE HEIGHT (IN)
20 x 26 Top Size									
NeoClass® Four-Leg Combination Desk with 18 A+ in Seat Height	Laminate with Painted Edge	Chrome	1496622	18in A+	32.25	17.25	17.75	23.5	28.5
NeoClass® Four-Leg Combination Desk with 18 A+ in Seat Height	Laminate with Painted Edge	Black	1497921	18in A+	32.25	17.25	17.75	23.5	28.5
NeoClass® Four-Leg Combination Desk with 18A+ in Seat Height	Laminate with T-Mold Edge	Chrome	5009312	18in A+	32.25	17.25	17.75	23.5	28.5
NeoClass® Four-Leg Combination Desk with 18A+ in Seat Height	Laminate with T-Mold Edge	Black	5009335	18in A+	32.25	17.25	17.75	23.5	28.5
NeoClass® Four-Leg Combination Desk with 18 A+ in Seat Height	Hard Plastic	Chrome	1496626	18in A+	32.25	17.25	17.75	23.5	28.5
NeoClass® Four-Leg Combination Desk with 18 A+ in Seat Height	Hard Plastic	Black	1497922	18in A+	32.25	17.25	17.75	23.5	28.5
NeoClass® Four-Leg Combination Desk with 18 A+ in Seat Height	Laminate with LockEdge®	Chrome	1496624	18in A+	32.25	17.25	17.75	23.5	28.5
NeoClass® Four-Leg Combination Desk with 18 A+ in Seat Height	Laminate with LockEdge®	Black	1497920	18in A+	32.25	17.25	17.75	23.5	28.5
NeoClass® Four-Leg Combination Desk with 18 in Seat Height	Laminate with Painted Edge	Chrome	1496628	18in A	31	16	16.5	23.5	28.5
NeoClass® Four-Leg Combination Desk with 18 in Seat Height	Laminate with Painted Edge	Black	1497915	18in A	31	16	16.5	23.5	28.5
NeoClass® Four-Leg Combination Desk with 18 in Seat Height	Laminate with T-Mold Edge	Chrome	5009330	18in A	31	16	16.5	23.5	28.5
NeoClass® Four-Leg Combination Desk with 18 in Seat Height	Laminate with T-Mold Edge	Black	5009314	18in A	31	16	16.5	23.5	28.5
NeoClass® Four-Leg Combination Desk with 18 in Seat Height	Hard Plastic	Chrome	1496632	18in A	31	16	16.5	23.5	28.5
NeoClass® Four-Leg Combination Desk with 18 in Seat Height	Hard Plastic	Black	1497916	18in A	31	16	16.5	23.5	28.5
NeoClass® Four-Leg Combination Desk with 18 in Seat Height	Laminate with LockEdge®	Chrome	1496630	18in A	31	16	16.5	23.5	28.5
NeoClass® Four-Leg Combination Desk with 18 in Seat Height	Laminate with LockEdge®	Black	1497914	18in A	31	16	16.5	23.5	28.5




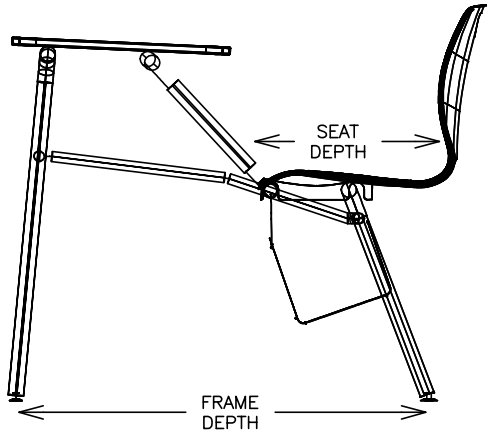
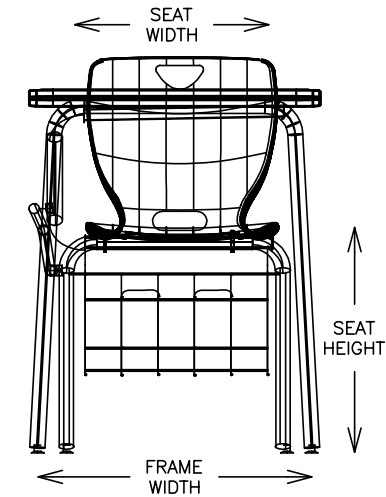
Convenient handle makes rearranging Classroom Desks easier



Sleek, Smooth-Back Shell Design Offers Easy Maintenance

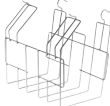
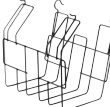


Extra-durable LockEdge® coating is sprayed on, creating a permanent seal that is impervious to bacteria and moisture



T-Mold Edge band is spot-nailed to prevent it from pulling away from the edge

ACCESSORIES:

MODEL	ITEM NUMBER	IMAGE
Chrome Wire Book Basket	1362136	
Black Wire Book Basket	1441266	

FINISH OPTIONS

HARD PLASTIC DESK TOPS



LAMINATE



LOCKEDGE® COLORS




T-MOLD COLORS



SEAT COLORS



PAINTED EDGE COLORS



FRAME COLORS



PRODUCT CERTIFIED
FOR LOW CHEMICAL
EMISSIONS:
UL.COM/GG
UL 2818